










Here is a list of some everyday home items that can be used for Maths. This list is by no means the only items that can be used and we do not expect families to purchase any items. Remember Maths is all around us!

<p>Lego: (addition and subtraction, area, perimeter and simply building something new allows children to problem solve and show reasoning skills)</p> 	<p>Playing Cards (snap combinations to 10, Draw 5 cards - add, subtract, multiply the numbers)</p> 	<p>Beans (take handfuls estimate and arrange in a way that it is easy for someone to count)</p> 
<p>Dice (roll dice and use different operations to investigate the different numbers you have)</p> 	<p>Board Games (so many board games have awesome Maths)</p> 	<p>Craft Stick/straws/toothpicks (bundelling to 10, counting, building)</p> 
<p>Patty Cakes (division, 1 to 1 correspondence of numbers)</p> 	<p>Measuring Tape (use as a number line/length/perimeter)</p> 	<p>Beads (sorting/grouping, use for addition/subtraction)</p> 

<https://www.education.vic.gov.au/school/teachers/teachingresources/discipline/maths/Pages/maths-and-numeracy-at-home.aspx#link8>