



# Happy Easter

We hope you enjoy the holidays and stay safe and healthy.

# Happy Easter Reading

In Australia many children wait for The Easter Bilby rather than a bunny. Read about the [Easter Bilby](#) and collect some facts.

- What is a bilby?
- Why do we have an Easter Bilby in Australia?
- How does the sale of Chocolate Bilbies help the bilbies in the wild?

## Now have some fun

Draw a Bilby

Draw a Bunny

List the similarities and differences.

Which one will visit your house?

## Easter Bilby

Record all your easter Bilby work here.

# Writing



Hopefully you will receive some delicious Easter Eggs either from the Bunny or the Bilby.

Write a letter to leave out giving 5 good reasons that you should get some yummy eggs.

Remember to make your letter colourful!!

Use the next slide to type it up.

# Writing

Write your letter here.

# Happy Easter Maths

Ask your family to ...

Pick a whole number between 1 and 10.

Add 2.

Multiply by 2.

Subtract 2.

Divide by 2.

Subtract your original number.



# Maths trick

- Try the questions with different numbers
- What do you notice about the answers you get?
- Does the trick work with bigger numbers?
- Does it work with fractions?


**Can you explain how this Maths trick works?**

# Happy Easter Religion

We are now in Holy Week, one of the most important times of the Church Calendar.

Read the [Holy Week](#) presentation. Share what you learn with your family.

Can you make a pathway for Holy Week?



Matthew 28: 1-11

**EASTER**

HE IS RISEN

**THE ROAD TO EASTER**

WHAT HAPPENED DURING HOLY WEEK?

11

Matthew 27: 57-61

10

Matthew 27: 45

9

Matthew 27: 32-44

5

Matthew 26: 50-56

6

Matthew 26: 69-75

7

Matthew 27: 11-14

8

Matthew 27: 29

4

Matthew 26: 46-49

3

Matthew 26: 36-46

2


Matthew 26: 26-30

1

Matthew 21: 12-17

**START**




PALM SUNDAY



Matthew 28: 1-11

Starting with Palm Sunday, put the events in the order in which they happened.

SundaySchoolKids.com

	Jesus is put on the cross	Jesus Prays in Gethsemene	Jesus is wrapped in linen cloth	Jesus is questioned by Pilate	Cutting clue: cut the whole row first, then cut apart the squares
	Jesus and the disciples eat together	Judas kisses Jesus	Jesus cleans up the temple	There is darkness at noon	
	Jesus gets a crown of thorns	Jesus is Arrested	Peter denies knowing Jesus		

cut out these squares and glue them on the road in the correct order in which they happened

Use the Bible verses to get the right answer



# Science - Make Spider Web Eggs ...if you can...

How do you make spider web eggs?

1. Take an egg for each family member and place them in a saucepan
2. Cover the eggs with water
3. Add a cup of frozen berries
4. Boil the eggs for 5 minutes
5. Get an adult to take the eggs from the berry water but don't throw the water out
6. Rinse the eggs
7. Lightly crack the shells by hitting on the bench - there should be small and some big cracks
8. Put the eggs back into the berry water and leave them for about 3 hours
9. Remove the eggs from berry water
10. Take the shells off
11. Now you can enjoy a spider egg salad!

