

Year 2 HBL Week 3 Term 2

Day 1	Day 2	Day 3	Day 4
<p>Children will be receiving an individual spelling pack with words that have been taken from their Literacy books. This is something they can continue on for two weeks at home. We have also only planned for home days as the children will be at school one day this week. Don't forget we also have Study Ladder tasks to support you at home.</p>			
<p>M o r n i n g - Literacy</p>			
<p>Writing: Write about your feelings about coming back to school. What are you looking forward to? What are you not sure about?</p> <p>This can be completed in your HBL book or on Seesaw.</p> <p>Spelling/Grammar-Seesaw -ing tasks</p> <p>Wushka- Read 2 books on Wushka 1 fiction and 1 non fiction.</p> <p>Complete the Fiction Story Map on Seesaw</p>	<p>Writing- Yes Day Seesaw</p> <p>What would you do if you had a Yes Day? Where would you go? What would you eat?</p> <p>Spelling/Grammar- Seesaw -ing tasks</p> <p>Individual Spelling tasks I am sending home this week</p> <p>Wushka- Read 2 books on Wushka 1 fiction and 1 non fiction.</p>	<p>Writing- “The Day the Crayons Quit” Which crayon was your favourite and why? Remember I need at least 3 sentences for this. Seesaw</p> <p>Spelling/Grammar- Seesaw -ing tasks and</p> <p>Individual Spelling tasks I am sending home this week</p> <p>Wushka- Read 2 books on Wushka 1 fiction and 1 non fiction.</p> <p>Complete the Comprehension Thursday task on Seesaw about one of your fiction books</p>	<p>Writing Task - Reading response “The Day the Crayons Quit” We have all now heard the book in class complete the tasks set Seesaw</p> <p>Spelling- Individual Spelling tasks I am sending home this week</p> <p>Reading: Work on some reading tasks for the books you have brought home from school.</p>

After morning tea (There will be a range of Seesaw and Study Ladder tasks that support Time in Maths)

Investigating Halves

Learning intention: investigate halves and where they are found.

Half:

Look for things in your home that are in half. OR Choose five of your favourite things in your room and draw half.

What would half of a book look like?

Draw what half a teddy bear could look like. Can you draw half in a different way?



Exploring a quarter

Learning intention: Use language to explain a quarter

Quarter:

Explain to an alien what $\frac{1}{4}$ (one quarter) is... what does it mean? What does it look like? What does it do?

Challenge:

Design a poster advertising one fifth. Make sure your poster explains what $\frac{1}{5}$ (one fifth) is ... what does it mean? What can it look like? What does it do?



Side Walk Challenge

Learning intention: to investigate shapes within a shape.

Connecting art and math this activity can be fun for the whole family! Working in the outdoor space you have, create designs with tape and chalk.

Here are some questions you might ask while enjoying this activity:


-How many sections did you make in your design?

-How many parts are green?

-What fraction of your design is blue?

-Which section has the largest area? How do you know?

<https://www.youcubed.org/resources/sidewalk-chalk-designs-k-12-video/>



Making shapes from other shapes

Learning intention: to investigate the property of shapes.

Here is a rectangle. Here are two straws. (you can use two pencils)

How many different shapes can you make when you use the straws to 'cut' the rectangle?

Record your solutions - draw and name the different shapes you can make.



Is it possible to make three triangles?

Is it possible to make three rectangles?

Is it possible to make three DIFFERENT shapes?

Sometime this week

History

Ask mum or dad to show you some photos of them as a child or even better see if you can find one of your grandparents.

Complete a - I see, I think, I wonder.... About the photo. Record in your HBL book.

For example:

I see my Mum is at a birthday party.

I think it may be a party for her as she is in front of the cake.

I wonder what she got for her birthday.

Discuss the photos. Where were they when the photo was taken? What were they doing? Who was there? How did they feel?

(PDH)

We will be completing some PDH in class this week.

On Seesaw Listen to the story "Alpaca." This is a story about Optimism.

Alpacas are strong and have always shown that they can carry the weight, so you don't have to alone...

Religious Education

1. Mother's Day reflection:

Write 3/4 things down that is special about your mums. **(seesaw task)**

2. Listen to the story [Koala Lou](https://www.youtube.com/watch?v=Z4vEj8TMkW4) by Mem Fox* <https://www.youtube.com/watch?v=Z4vEj8TMkW4>


What were the characteristics of love that may appear in these stories? (gratitude, forgiveness, kindness, gentleness, helpfulness, sharing, truth, fun, happiness, sorrow.) Think about how people who love each other can work on problems together. Make a [jigsaw puzzle](#) showing the characteristics of love that they think are important. You may like to include family photos in the jigsaw.


Art- Macca the Alpaca Art

Below we have added a picture of Macca the Alpaca. Copy it onto another piece of paper and draw it with maracas. Use watercolour or coloured pencils for decorate.

Music from Mr Warby-

He has set some tasks on Seesaw for you.





Macca the Alpaca

MATT COSGROVE

Macca the Alpaca
is published by Scholastic, Australia
© Matt Cosgrove 2018