



Year 2 HBL Week 4 Term 2

Day 1	Day 2	Day 3
<p>Children will be receiving an individual spelling pack with words that have been taken from their Literacy books. This is something they can continue on for two weeks at home. We have also only planned for home days as the children will be at school two days this week. Don't forget we also have Study Ladder tasks to support you at home.</p>		
M o r n i n g - L i t e r a c y		
<p><u>Persuasive Writing</u></p>  <p>Think about what meal you really enjoy. I love pizza! Try and persuade your parents to make this meal for you. What are some good reasons they should do it for you? How could you help make this meal happen and make it easier for your parents to say yes to you? Think about some good reasons they should do this for you and make the list on your page. How many reasons could you think of? Read this list to your parents. Did it work? Will they do it with you? If so, take a photo of your meal and post it here for me to see! Enjoy!</p> <p>Spelling/Grammar- Suffix Activity Seesaw</p> <p>Individual Spelling tasks from last week.</p>	<p><u>Persuasive Writing</u></p> <p>What is your favourite game to play with your parents or any family member? Think of some good reasons that would make your parents or family member want to play it with you. How could you help make this happen and make it easier for your family members to say yes to you? Think about some good reasons they should play this game with you and make the list on your page. How many reasons could you think of? Write your list on the note provided. Read this list to your family member. Did it work? Will they play the game with you? If so, take a photo of you playing your game and post it here to share it with me! Have fun!!</p> <p>Spelling/Grammar- Suffix Activity Seesaw</p> <p>Individual Spelling tasks from last week.</p>	<p><u>Writing- Dr. Seuss Hat Persuasive Writing Seesaw</u></p> <p><u>Persuasive-Summer or winter?</u> What is your favourite season, give two reasons why this is your favourite season Seesaw</p> <p>Spelling/Grammar- Prefix Sort Activity Seesaw Individual Spelling tasks from last week.</p> <p>Wushka- Read 2 books on Wushka 1 fiction and 1 non fiction.</p>

<p>Wushka- Read 2 books on Wushka 1 fiction and 1 non fiction.</p>	<p>Wushka- Read 2 books on Wushka 1 fiction and 1 non fiction.</p>	
---	---	--

After morning tea (There will be a range of Seesaw and Study Ladder tasks that support Time in Maths)

<p>Investigating arrays Learning intention: To explore arrays</p> <p>On Grid paper draw different arrays you can make Roll 2 dice one dice indicates the groups the other dice indicates how many per group. Predict and then prove how many in the group by colouring the grid paper. Can you fill the whole page?</p> <p>https://www.waterproofpaper.com/graph-paper/grid-paper.shtml</p> <p>Multiplication Problem Solving - Seesaw</p>	<p>Investigating arrays Learning intention: To explore arrays in multiplication.</p>  <p>Jenna's granny gave her a block of chocolate. Her little brother ate some when she wasn't looking.</p> <p>Arrays - Seesaw</p>	<p>Investigating multiplies Learning intention: to investigate multiples.</p> <p>Look at the following numbers.</p> <p>How many different ways can you draw arrays for these numbers. They need to be equal rows.</p> <p>36 48 24</p> <p>Challenge: 144</p> <p>Problem of the Day - Multiplies Seesaw</p>
---	--	--

Sometime this week

History

Read "Great Grandma and I" <https://www.youtube.com/watch?v=N7-7bRaI4SU>

What was similar and what was different to your life now? List in your HBL Book.

(PDH)

Week 4 Wednesday- PDH Emotions - Seesaw

"Geraldine the Giraffe"

We will be completing some PDH in class this week.

Religious Education

People find out about stories from their families. Phone someone in your family and ask them about a special family story.

Aboriginal people learnt about themselves and their world through storytelling. It was the role of the elders to teach the young people through story.

Listen to the story "How the Bird Got Its Colour". What do you think the message of the story is?

https://www.youtube.com/watch?time_continue=4&v=6ZTsP_tYYRY&feature=emb_title

Art- Leaf Printing

Find some great leaves at home or in the park- do some leaf printing with some coloured paint or have a go at making your own paint.



Music from Mr Warby-

He has set some tasks on Seesaw for you and

Chrome Music Lab Song Maker – Writing music in a Minor Key

- Watch the following videos explaining major and minor keys

<https://www.youtube.com/watch?v=JOcfrK3F5Hw>

https://www.youtube.com/watch?v=_dVFknALySA

- Watch Chrome Music Lab Tutorial - Pt. 3 Minor Madness!

<https://www.youtube.com/watch?v=S6W6nO5DKQw>

- Stop and start the video and copy the patterns from the tutorial into Song Maker
- Experiment with the patterns you have created by changing rhythms and notes.
- Save your composition by sharing it with yourself. Do not share with me yet. I will ask you to send me a composition later in the term as you get better at programming the song maker.

Performance Activity

- Practice the attached body percussions charts. Start by reading the rhythm out loud using ta, titi, za etc. Then say the rhythm as you play it. Then try some of the following activities.

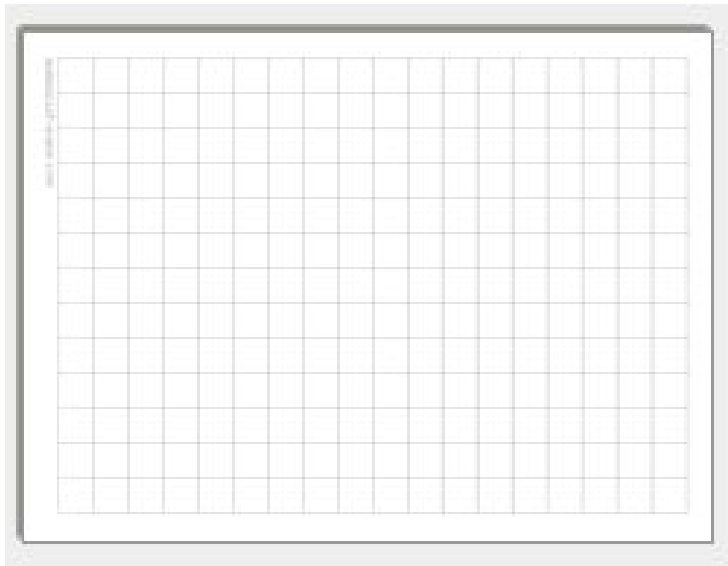
- Read the rhythm in time with the beats

Slow beat - https://www.youtube.com/watch?v=gsJEMH_emBM

Medium Beat - <https://www.youtube.com/watch?v=xOxEpeANjt4>

Fast Beat - <https://www.youtube.com/watch?v=7absfMBJatM>

- Perform your body percussion with a drum beat https://www.youtube.com/watch?v=zZbM9n9j3_g
- Try to play your body percussion patterns with a favourite song or YouTube clip
- Experiment with programming the body percussion patterns into the drum machine (bottom two lines) of the Chrome Song Maker.
- Play your body percussion with the drum machine. (you may need to change the tempo)



Use something similar to this for Maths can be downloads for free from

<https://www.waterproofpaper.com/graph-paper/grid-paper.shtml>