



# Conference Booking Quick Guide

December 2020 | Version 2

**CATHOLIC SCHOOLS BROKEN BAY**

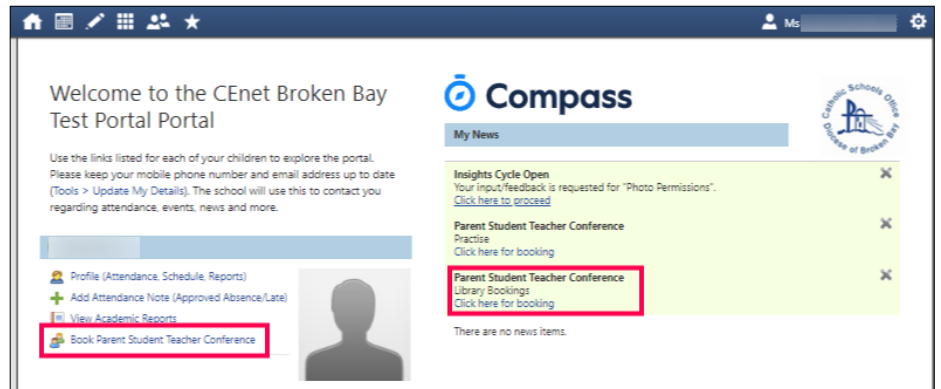
Caroline Chisholm Centre Building 2, 423 Pennant Hills Road, Pennant Hills, NSW 2120 | PO BOX 967 Pennant Hills NSW 1715  
02 9847 0000 | [csoddbb.catholic.edu.au](http://csoddbb.catholic.edu.au) | [cso@dbb.catholic.edu.au](mailto:cso@dbb.catholic.edu.au)

## Conferences – Parent Guide

Log into your school's parent portal – we recommend using Google Chrome as your browser.

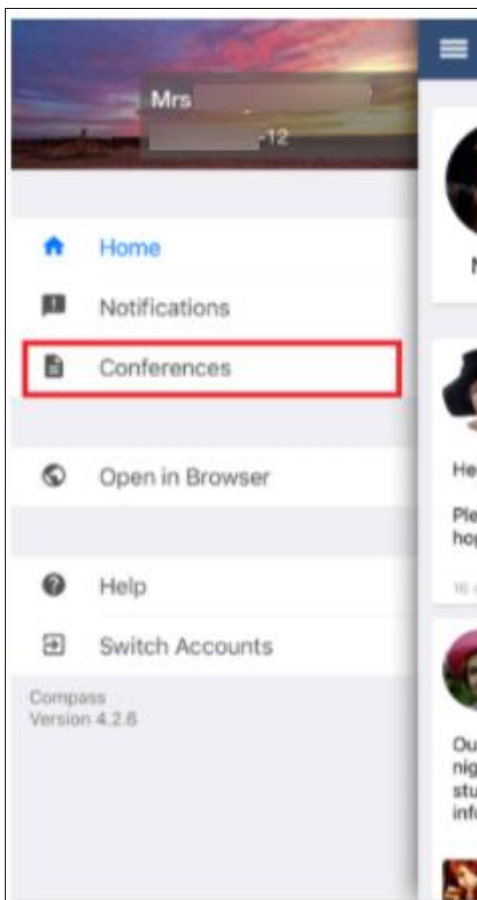
On the Home page, in the **My News** section, you will find a link **Click here for booking**. Click this link.

Another way to access the Conference Bookings is in your child's Profile by clicking the **Book Parent Student Teacher Conference** link.

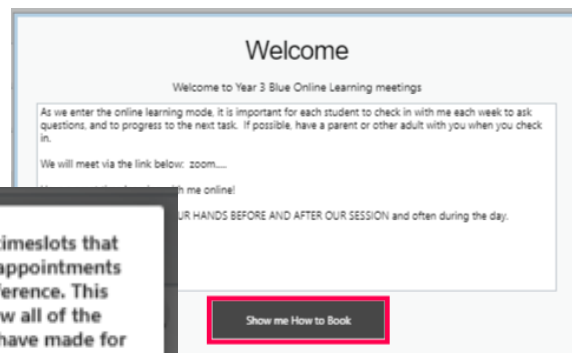


OR: from the **app on your mobile**:

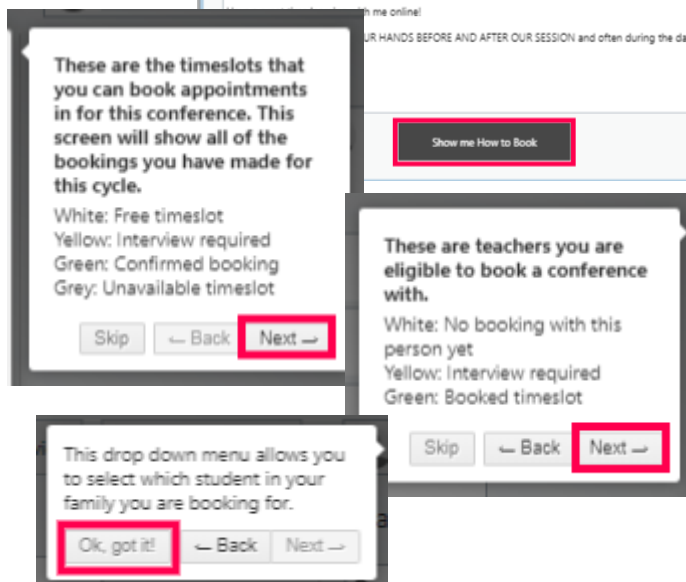
Go to the 'hamburger' (3 lines) and choose Conferences from the menu  
There is no alert on the app!



If this is the first time you are accessing the conferences module an option to run through a tutorial will come up. Click **Show me how to book** to work through this helpful tutorial.

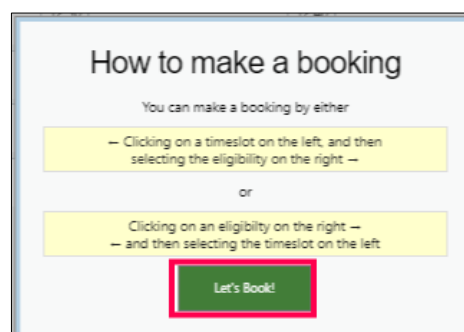


Use the **Next** button to work through the tutorial

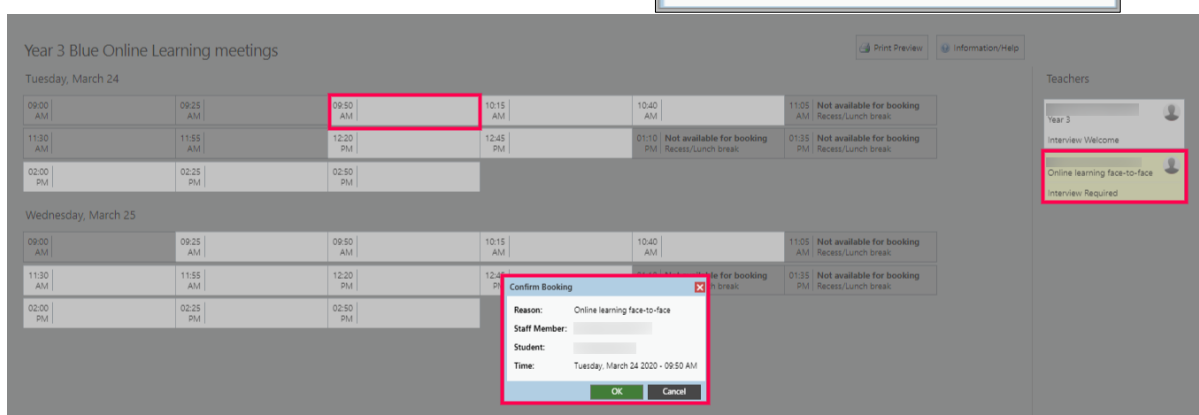


There are only three short instructions. At the end, click **OK, got it!** to end the tutorial.

At the end of the tutorial, click **Let's Book** to get started. The next time you access Conferences, this tutorial will still be available, but it is optional.



Click on the teacher's **yellow** block and then on the **timeslot** you would like to book.



A confirmation box appears and you choose **OK** to confirm.

Click the browser **BACK** ← button to return to your Home page.

To make a change or to delete the booking, go back to the link on your child's profile box. In the booking sheet, click on the teacher's block again (it will be green now, since you have made a booking), and you will see the options describing how to **delete** the booking, manage **interpreter** options (if these are set up), or to click in another timeslot to **move** your booking.

The screenshot shows a booking interface with a grid of time slots and a detailed view of a booking. The grid has columns for time slots and rows for different activities. The detailed view shows the booking details for 'Online learning face-to-face' and includes options to delete the booking, manage interpreter options, and move the booking to another time slot.

10:40 AM	Online learning face-to-face	11:05 AM	Not available for booking Recess/Lunch break
01:10 PM	Not available for booking Recess/Lunch break	01:35 PM	Not available for booking Recess/Lunch break
10:40 AM		11:05 AM	Not available for booking Recess/Lunch break
01:10 PM	Not available for booking Recess/Lunch break	01:35 PM	Not available for booking Recess/Lunch break

Teachers

Year 3

Interview Welcome

Online learning face-to-face

(Teacher - 3 Blue)

Location: via zoom conference  
Comment: Wash your hands and have an adult present if possible.  
Interview Required

Booked on Tuesday 24/03 10:40 AM for

[Delete this booking]  
[Manage interpreter options]

Click on another time at the left of screen to book at that time instead.

[Back]