




Kindergarten 2021 Home Based Learning Term 3 Week 3 Tasks

*Please follow the suggested daily timetable for the structure and pace of activities throughout your week.

Term Cross-Curricular Topic: Our Community

<p>English:</p>  <p>Writing Learning Intentions</p> <p>* <i>*I can recognise 2 letters that make one sound (digraph): ee</i> <i>*I can write sentences.</i> <i>*I can recognise features of a sentence</i> <i>*I can write labels for a diagram</i></p> <ul style="list-style-type: none">● Monday: News Writing: Draw a picture about an activity you have done in the last week and write at least 2 sentences to go with it.● Tuesday: Sentence Writing Listen to the story online, "Let's all go to the Park Playground" https://www.youtube.com/watch?v=nqIU5PoRh5A <p>What is your favourite activity to do at the park? Draw a picture and write at least 2</p>	<p>Maths</p>  <p>Number : Multiplication and Division Learning Intentions</p> <p><i>*I can recognise equal groups</i> <i>*I can group and share objects to solve problems</i> <i>*I can recognise groups that are not equal in size</i></p> <p>Monday: Equal Groups. Watch the video... https://www.youtube.com/watch?v=xQ7B9oqRPCk</p> <p>Use some objects at home (toys/pasta/lego/beads etc) to make some equal groups. Draw pictures or take photos and label. How many different ways can you organise your objects into equal groups. Which groups worked and which groups didn't? I wonder why... <i>Challenges: How many objects would you have if you added another group/took one group away?</i> <i>Can you count on using your groups? Eg.</i></p>	<p>Creative Arts/PE</p>  <p>Olympics at Home! Try these Olympic inspired activities at home...</p> <ul style="list-style-type: none">● Frisbee throw (Discus) Try to beat your distance each time● Volleyball - Use a volleyball/beachball/balloon etc● Running races- Try to beat your time or race a family member● Soccer/Netball/basketball - practise your skills or play against your family!● Long-jump - Try to beat your distance!● Hurdles- Set up an obstacle course in your garden using objects from home● Choose your own Olympic sport! <p><i>Post some photos or videos on Seesaw!</i></p>
--------------------------------------------------------------------------------------------------------------------------------------------------------------------------------------------------------------------------------------------------------------------------------------------------------------------------------------------------------------------------------------------------------------------------------------------------------------------------------------------------------------------------------------------------------------------------------------------------------------------------------------------------------------------------------------------------------------------------------------------------------------------------------------------------------------------------------------------------------------------------------------------------------------	---------------------------------------------------------------------------------------------------------------------------------------------------------------------------------------------------------------------------------------------------------------------------------------------------------------------------------------------------------------------------------------------------------------------------------------------------------------------------------------------------------------------------------------------------------------------------------------------------------------------------------------------------------------------------------------------------------------------------------------------------------------------------------------------------------------------------------------------------------------------------------------------------------------------------------------------------------------------	--------------------------------------------------------------------------------------------------------------------------------------------------------------------------------------------------------------------------------------------------------------------------------------------------------------------------------------------------------------------------------------------------------------------------------------------------------------------------------------------------------------------------------------------------------------------------------------------------------------------------------------------------------------------------------------------------------------------------------------------------------------------------------------------------------------------------------------

sentences. Sentence starter: "I like to..."

- **Wednesday: Labelled diagram**

Draw a picture of your favourite park or create your own dream park from your imagination! Label at least 5 features to create a diagram. Give your work a title.

- **Thursday: Digraph "ee" (see, teeth, need) Investigation**

Watch the videos...

<https://www.youtube.com/watch?v=du3incCU6Xc>

<https://www.youtube.com/watch?v=kbs06xAul8Y>

Try to draw and write at least 4 words that have ee in them.

Challenges:

Put your words into sentences.

Can you find any words with the ee sound that have a different spelling



pattern?

- **Friday: Free-choice Writing!**

You could draw a picture from a story or book you have read and

2, 4, 6...

- **Tuesday: Sharing Problem**

Watch these videos..

<https://www.youtube.com/watch?v=0b4beyJ4oG4>

<https://www.youtube.com/watch?v=fgoUVDoHx5M>

- **Lollies problem**

There were 4 friends with 16 lollies. How many lollies would they get each? You could use objects at home or draw pictures to help you.

Challenges:

What would happen if 1 more friend came along?

What if you had 20 lollies and 4 children?

- **Wednesday: Dogs and bones sharing**

Choose one of the Dogs and Bones worksheets to do.

- **Area**

L: I can describe and compare surface areas

- **Thursday: Farm Enclosure Task**



Create a farm enclosure model using things at home eg. Lego, toys, cardboard.



- **Music**

Mr Warby has given us some great ideas to keep practising and developing our singing and Music skills!

- **Move**

Perform the body percussion actions in time with the beats.

Perform your body percussion with a drum beat

https://www.youtube.com/watch?v=zZbM9n9j3_g

Perform the body percussion actions with your favourite song

*Use the body percussion worksheets attached...

- **Visual Arts**

write some sentences or labels. Perhaps create a story or comic-strip with help from an adult or have a go at writing as many words you know in one go!

- **Remember to look on Seesaw for Literacy activities too! You can show Mrs Jarman your writing by uploading onto Seesaw/sending as a Seesaw message or emailing it.**

Remember Super Sentence Features!:

- *Capital letter for the 1st word
- *Spaces between words
- *Full-stop for the last word
- *Writing that makes sense

Include:

- A small enclosure for chickens
- A big enclosure for horses
- An enclosure for cows.

Draw a picture and label or take a photo for Seesaw. How are the enclosures different in size and why?

Friday: Play some Maths games or board games at home with your family! Eg. Snakes and ladders, Uno or other card games. You could find some online if you don't have any.

Mental Maths: Counting (Practise throughout the week)




Take part in the Mathlete Games Challenge! (You received your username and password by email.)



Buildings:

Use this video and images below to create a paper collage "cityscape". Google some photos of cityscapes to get ideas. You could use your drawing from last week to help you. Try to make your artwork as colourful as possible (you don't need to stick to realistic colours for the buildings, sky etc). You could also use texters to add details. Be as creative and imaginative as you like with resources you have at home!

<https://www.youtube.com/watch?v=xlBwyF-CYBq>



Count and exercise!

Count backwards from 100

<https://www.youtube.com/watch?v=8jMmZaFvRpE>

Count in 5s Fiesta!

<https://www.youtube.com/watch?v=Sh8YmvJuJ8A>

Dancing 2s!

<https://www.youtube.com/watch?v=OCxvNtrcDIs>

Religion



The Bible: Introducing God's Story

Noah's Ark

Watch the story...

<https://www.youtube.com/watch?v=qzYjy6lhRag>

Draw a picture and write sentences to retell the story of Noah's Ark.

Watch this song...

<https://www.youtube.com/watch?v=DSxd9JVE3r4>

You could have a go at making up some actions to match the song!

Science



What's it made of? (Properties of Objects)

Silly Stories- Materials Suitable for Purpose

Use the worksheet to think of 2 objects made out of silly materials and 2 objects made out of suitable materials eg. a car made of fabric!



Geography



People live in Places: My Communities **Special Places - Parks and Playgrounds**

Think of all the different parks and playgrounds you know in your local area. (You could look them up online to find them on a map or look at images).



Which is your favourite park or

		playground and why?
Study Ladder - will have different tasks set for you for different subject areas.	You have access to Wushka you can read daily. If you have lost your password let us know.	Don't forget to have fun!