






St Joey's Bouncefest 2021

Written Work Ideas and Tips

<p>Plan</p> 	<p>Make sure you plan your story before you begin!</p> <ul style="list-style-type: none"> • Characters- don't have too many as it is hard to keep track of them! 1-4 works well. • Setting- where will your story be set? • What will happen first, next, after that...? • How will your story end?
<p>Hook in your audience & Keep their interest!</p> 	<p>Engage your audience immediately. You want them to start to read your story and not want to stop! Begin with the problem and hook your audience in with the action through sound or speech. You could begin with a question or something unexpected.</p> <p>Then make sure you don't solve your problem straight away, instead make it worse! Make it so bad that your audience doesn't think it can get better, so they keep reading to find out what will happen!</p>
<p>Word Choice</p> 	<p>Think about the words you are using. You want your audience to be able to picture the story in their head so make sure you are being descriptive. Are you using adjectives and adverbs? Can you use similes or metaphors? Use sensory detail- sight, sound, smell, taste and touch to describe. Help your audience to imagine your story.</p>
<p>Rewrite, rewrite, rewrite</p> 	<p>Authors don't write books in a day, they come back to them again and again. Read and reread your story. Write and rewrite it. How can you improve it? Can you upgrade your words to make them more interesting? A thesaurus can be your best friend, either the book or one online. Check and recheck your spelling and punctuation!</p>
<p>Publish it!</p> 	<p>How can you present your work? Will you write it up neatly or you could type it up using Book Creator or Microsoft Word. Can you add some illustrations? What about a border? What will grab your audience's attention? Don't forget to give your story a title!</p>

Most importantly, have
fun!